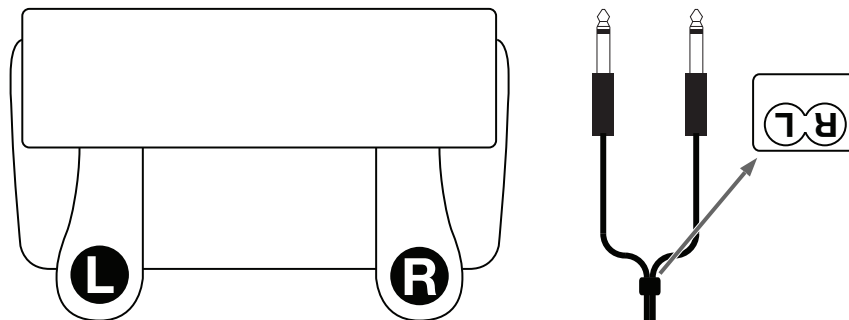


# M-AUDIO®

## SP-Dual

Manual Version 1.1



### English

**Setup:** Make sure your keyboard can receive and send the correct MIDI message for each pedal. Connect the **left (L)** cable to your keyboard's **Soft** pedal input and the **right (R)** cable to its **Sustain** pedal input.

- L. **Soft Pedal:** Press and hold this pedal to soften the attack and volume of all notes you play.
- R. **Sustain Pedal:** Press and hold this pedal to sustain all notes you play.

For technical support:  
[m-audio.com/support](https://www.m-audio.com/support)

For warranty information:  
[m-audio.com/warranty](https://www.m-audio.com/warranty)

### Español

**Ajustes:** Asegúrese de que su teclado pueda recibir y enviar el mensaje MIDI correcto para cada pedal. Conecte el cable **izquierdo (L)** a la entrada del pedal **Soft** (Suave) de su teclado y el cable **derecho (R)** a la entrada del pedal **Sustain** (Sostenido).

- L. **Pedal Soft** (Suave): Mantenga pulsado este pedal para suavizar el ataque y el volumen de todas las notas que toca.
- R. **Pedal Sustain** (Sostenido): Mantenga pulsado este pedal para sostener todas las notas que toque.

Para solicitar soporte técnico:  
[m-audio.com/support](https://www.m-audio.com/support)

Para obtener información sobre la garantía:  
[m-audio.com/warranty](https://www.m-audio.com/warranty)

### Français

**Installation :** Veuillez vous assurer que votre clavier peut recevoir et transmettre le bon message MIDI pour chacune des pédales. Branchez le câble gauche (**L**) sur l'entrée de la pédale **douce (Soft)** de votre clavier et le câble droit (**R**) à l'entrée de la pédale de sustain.

- L. **Pédale douce (Soft) :** Maintenez cette pédale enfoncée afin de diminuer l'attaque et le volume de toutes les notes jouées.
- R. **Pédale de sustain :** Maintenez cette pédale enfoncée afin de maintenir toutes les notes jouées.

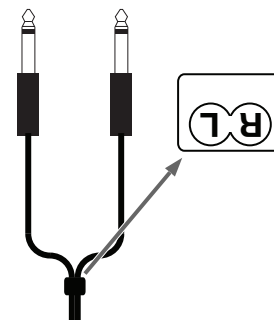
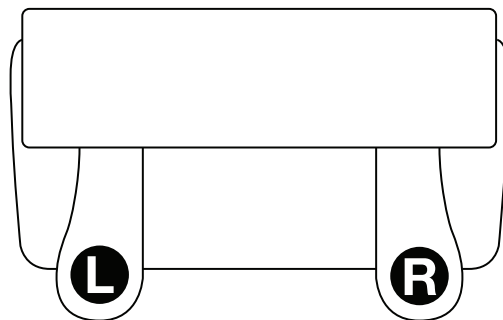
Pour obtenir de l'assistance technique :  
[m-audio.com/support](https://www.m-audio.com/support)

Pour obtenir des informations concernant la garantie :  
[m-audio.com/warranty](https://www.m-audio.com/warranty)

# M-AUDIO®

## SP-Dual

Manual Version 1.1



### Italiano

**Configurazione:** assicurarsi che la tastiera possa ricevere e inviare il giusto messaggio MIDI per ciascun pedale. Collegare il cavo **sinistro (L)** all'ingresso pedale **Soft** della tastiera e il cavo **destro (R)** all'ingresso pedale **Sustain**.

**L. Pedale Soft:** tenere premuto questo pedale per ammorbidire l'attacco e il volume di tutte le note suonate.

**R. Pedale sustain:** tenere premuto questo pedale per sostenere tutte le note che si suonano.

Per l'assistenza tecnica:  
[m-audio.com/support](https://www.m-audio.com/support)

Per informazioni sulla garanzia:  
[m-audio.com/warranty](https://www.m-audio.com/warranty)

### Deutsch

**Setup:** Stellen Sie sicher, dass Ihr Keyboard die richtige MIDI-Meldung für jedes Pedal empfangen und senden kann. Schließen Sie das **linke (L)** Kabel an den **Soft**-Pedaleingang und das **rechte (R)** Kabel an den **Sustain**-Pedaleingang Ihres Keyboards.

**L. Soft-Pedal:** Halten Sie dieses Pedal gedrückt, um die Anschlagsgeschwindigkeit und Lautstärke aller gespielten Noten abzdämpfen.

**R. Sustain-Pedal:** Halten Sie das Pedal gedrückt, um alle von Ihnen gespielte Noten zu halten.

Für technischen Support besuchen Sie  
[m-audio.com/support](https://www.m-audio.com/support)

Die Sicherheits- und Garantieinformationen  
finden Sie unter [m-audio.com/warranty](https://www.m-audio.com/warranty)

### Safety & Compliance



**Correct disposal of this product:** This marking indicates that this product should not be disposed with other household wastes throughout the EU. To prevent possible harm to the environment or human health from uncontrolled waste disposal, recycle it responsibly to promote the sustainable reuse of material resources. To return your used device, please use the return and collection systems or contact the retailer where the product was purchased. They can take this product for environmentally safe recycling.